



A proud member of



Welcome to Absolute Dental Services

Est. 1994 | absolutedentalservices.com



Locations: Durham, Greensboro, Wilmington, and Charleston

About Absolute Dental Services

Founded in 1994, Absolute has spent over 30 years partnering with leading surgeons, dental schools, and clinicians across the U.S. Known for pioneering digital workflows and implant protocols, Absolute is more than a full-service lab—it's a trusted digital solutions partner. From single crowns to full-arch restorations and surgical guides, Absolute delivers precision-crafted prosthetics supported by cutting-edge technology. With award-winning technicians and nearly 10,000 guided surgeries completed, their NavaGation™ team is a leader in surgical workflow support.



Contact me to get started:


Absolute Dental Services
MJ Trimble
984-335-7226 (Cell)
mj@absolutedentalservices.com



Search "Absolute Dental Lab" or by Company ID (5525) through "add preferred lab" or connect through tech support (800-577-8767).

"The team at Absolute provide us elite support and service! We can always expect esthetic and accurate restorations fabricated with the highest quality materials and technology."

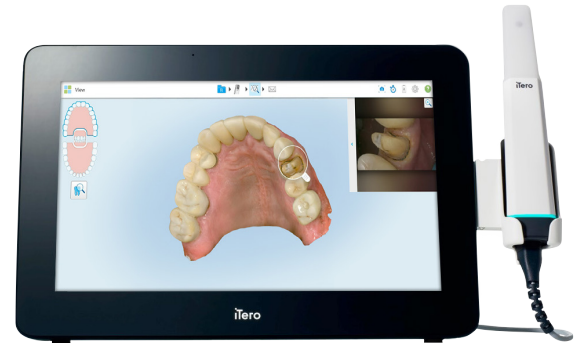
– William Martin, DMD, MS, FACP, University of Florida



The Denbright Scanner Program

One Platform. One Seamless Digital Workflow.

Bring the future of dentistry into your practice, with **no upfront capital investment**. Denbright Dental Labs partnered with Align Technology to deliver the industry-leading iTero Lumina™ scanner, powering both restorative and Invisalign workflows.



Why Practices Choose Denbright

No Upfront Capital Investment

Receive an iTero scanner by committing to only \$3,000/month in **NEW** lab volume

All-in-One Digital Workflow

Submit restorative and Invisalign cases seamlessly

Full Support

Installation, training, and ongoing lab support included

Flexible & Scalable

Send cases to one or all 7 Denbright labs



Why Go Digital?

- Faster, more efficient workflows
- Improved case acceptance
- Better patient experience
- Scalable practice growth

Simple Onboarding

- In-office installation
- Virtual training
- Dedicated support teams
- CE & ongoing education

“The iTero scanner has transformed my practice beyond impressions, it’s reinvented the exam process. With the Align Oral Health Suite, I can clearly show patients their gum health, alignment, and bite, share instant reports, and even simulate outcomes, driving earlier diagnosis, better understanding, and higher case acceptance.”

– Dr. Steven Glassman



[Denbright.com/scanner-apply](https://denbright.com/scanner-apply)



This isn't just a scanner.

It's the connection point between two of the most trusted names in dentistry - Denbright and Align. By participating in the program, your practice gains digital access to Denbright's platform of **7 established, top-tier dental laboratories.**

	Type of Lab	Known For	Location	Accepts Digital & Analog
Absolute Dental Services	Full Service	Complex Cases	Durham, NC	✓
Burbank Dental Lab	Full Service	Turnaround	Burbank, CA	✓
D&S Dental Lab	Full Service	Implants	Waukegan, WI	✓
Friendship Dental Lab	Full Service	Dentures	Baltimore, MD	✓
Frontier Dental Lab	Restorative	Veneers	El Dorado Hills, CA	✓
Jason J. Kim Dental Aesthetics	Restorative	Hand-layered Crowns	Port Washington, NY	✓
Nu-Art Dental Lab	Full Service	Crowns	Brookfield, WI	✓

Who to Contact at Each Lab



Absolute Dental Services
MJ Trimble
984-335-7226 (Cell)
mj@absolutedentalservices.com



Frontier Dental Lab
Gil Villavecer
714-930-6903 (Cell)
gil@frontierdentallab.com



Burbank Dental Lab
Jason Goldstein
818-355-9969 (Cell)
jason@burbankdental.com



Jason J. Kim Dental Aesthetics
Marcello Allegra
516-660-1462 (Cell)
mallegra@jjkda.com



D&S Dental Lab
Joe Marriner
608-225-2653 (Cell)
jmarriner@dnsdental.com



Nu-Art Dental Lab
Kenneth J. Eichstaedt (KJ)
262-501-4201 (Cell)
kj@nuartdental.com



Friendship Dental Lab
George Diacoloukas
410-218-3337 (Cell)
george@friendshipdentallab.com

[Denbright.com/scanner-apply](https://denbright.com/scanner-apply)

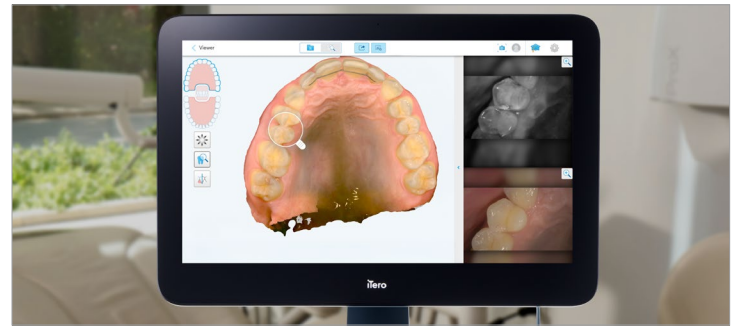


How it works

The iTero Lumina™ scanner is powered by **iTero Multi-Direct Capture™ (MDC) technology**, designed to quickly³ and accurately¹ capture more data⁴.



3x larger field of view⁴ and maximum capture distance of 25mm, designed to **scan 2x faster³** and simplify the capture of challenging areas for dentures, palates, edentulous spaces, and other complex cases.



Visualize your cases with **photorealistic 3D models⁵**, **HD intraoral camera** and **iTero™ NIRI images** (Near Infra-Red Imaging) to aid in multi-modality assessments and efficient treatment planning.

Key benefits

Superior clinical accuracy¹ for high confidence in your results

- Achieve predictable and repeatable first-time restoration fit² from a single unit crown to removable prosthetics, thanks to superior full-jaw accuracy compared to competitors¹.

Outstanding simplicity for highly efficient workflows

- Experience remarkable efficiency by capturing single unit crowns to full arch preparations in a single pass.

One device for endless possibilities

- Leverage versatility with photorealistic 3D models, HD intraoral camera, and iTero NIRI images that aid in interproximal caries detection – all in one device – to minimize chair time and optimize workflows and footprint.

Elevated patient experience for exceptional care

- Offer a quick and comfortable experience⁶ for your patients.
- Increase patient engagement and understanding with patient-centric views of their oral health condition.

➤ **See what the iTero Lumina™ scanner can do for your practice.**
Contact your Align representative or visit [itero.com](https://www.itero.com) for more information.

1. Based on bench testing conducted using ADA/ANSI 132 standard Model simulating "long distance accuracy (full jaw measurement)" in July 2024. Method: Comparative test to evaluate full arch accuracy (global accuracy), repeatability and reproducibility of intraoral scanners as described in ADA standard 132 [2015]; Sample definition: 3 operators performed 30 repetitive scans with each tested scanner; Sample size: n=90 (3x30) scans for each scanner tested; Tested scanners: iTero Lumina; Trios 5; CS3800; Medit i700; Allied Star; Results: The accuracy of iTero Lumina is significantly higher than that of all 4 competitors; with a reduction of total error ranging from 0.11% to 0.46%. Accuracy was defined as the accumulated average error + STD of all measurements specified in the standard. Data on file at Align Technology, as of August 26, 2024. 2. Based on bench testing conducted in June 2024 according to ADA/ANSI 132 standard requirements for long distance full jaw accuracy (average error =0.03% - 0.24% < 0.25%), crown accuracy (average error =0% - 0.9% < 1%) and inlay accuracy specimens (average error =0% - 0.4% < 1%). Data on file at Align Technology, as of August 26, 2024. 3. Compared to the iTero Element™ 5D imaging system with tolerance AVE=±0.1 operating at a working distance from 0-20 mm. Data on file at Align Technology, as of November 15, 2023. 4. The iTero Lumina intraoral scanner offers 3x larger field of view designed for more surface area capture enabling faster scanning.*Compared to the field of view of the iTero Element 5D imaging system, when the iTero Lumina™ intraoral scanner's scanning distance is 12 mm. Data on file at Align Technology, as of November 15, 2023. 5. Based on clinical data collected in January 2024 of n=15 subjects who participated in a clinical study with iTero Lumina intraoral scanner. Data reviewed by Invisalign trained practitioners (Orthodontists and GPs) in conjunction with Align clinical team. Data on File at Align Technology, as of January 31, 2024. Can not be used to imply that intraoral photographs may not be needed for practice patient records. 6. Compared to iTero Element 5D imaging system wand. Data on file at Align Technology, as of November 15, 2023.





Scanner Program Terms and Conditions

This offer is valid for new or additional business sent to Denbright Dental Labs.

Parties Involved: Between Denbright Dental Laboratories) and the dental practice (Practice).

Purpose: Provides the Practice with an iTero intraoral scanner (Scanner) to support digital restorative workflows connected to Denbright's lab network.

Effective Date: Starts when signed by both the Practice's authorized signatory and Denbright's representative.

Additional Revenue Definition: Revenue from restorative cases that exceeds the Practice's pre-agreement average monthly revenue from Denbright labs (based on the trailing 12 months).

1. Purpose

The agreement covers the use of the provided Scanner for restorative work through Denbright's affiliated labs.

2. Denbright Lab Platform

- Practice gets digital access to Denbright's network of labs: Frontier Dental Laboratory, Burbank Dental Lab, D&S Dental Laboratory, NuArt Dental Inc., Friendship Dental Laboratories, Jason J. Kim Dental Lab Aesthetics, Absolute Dental Services.
- Labs handle all types of restorative cases, from single-unit crowns to full-arch rehabilitations.

3. Scanner Selection & Monthly Revenue Requirement

- Practice must generate a minimum additional revenue of \$3,000 USD per month per scanner (for Lumina Pro - Cart or Mobile model).
- \$599 onetime setup fee for new customers, per scanner
- Revenue is based on restorative cases submitted to Denbright's labs, using standard fee schedules.
- Calculated monthly on the 1st of the following month; total from all cases per office.

- Practice must keep their account current.
- If minimum not met for two consecutive months, Denbright can terminate immediately and require scanner return.

4. Agreement & Termination

- Not a financial lease.
- Either party can terminate with 30 days' written notice.
- Upon termination, Practice must ship the scanner (in good working condition) at their expense within 7 business days.
- Provide shipping tracking and office info to info@denbright.com.

5. Ownership & Use

- Scanner remains Denbright's property.
- Practice cannot sell, lease, relocate, or transfer it.
- Use only for patient care and lab submissions, following manufacturer instructions and laws/regulations.

6. Support & Training

- Includes software licensing, installation, onboarding, and team training.
- Denbright (with Align Technologies) provides ongoing technical support, virtual/in-office training.
- Additional Continuing Education available on a time-and-materials basis at Practice's request.

7. Set Up Fee and Early Exit Fee

- Practice agrees to pay Denbright a one-time setup fee of \$599 USD per Scanner ("Setup Fee") upon execution of this Agreement and prior to delivery of the Scanner. Practice agrees to pay Denbright a one-time early exit fee of \$999 USD per Scanner ("Exit Fee") if the practice exits the program for any reason within the first calendar year of contract start.



Scanner Program FAQs

How long does it take for a customer to receive a scanner once they are approved by Denbright?

Usually delivery, install and training can be scheduled immediately when application and agreements are signed. The scanner can typically be delivered in 1 -2 weeks.

We have one practice that wants a scanner but there are 3 doctors in the practice, each with their own account. Will they each have to commit to the monthly revenue requirement?

No. The monthly revenue requirement is based on the organization. We do require all accounts to be in the same physical location. Your goal can be achieved through traditional or digital impressions.

Do we need to send all our cases to one lab?

No, you have access to all 7 Denbright Dental Labs.

When does the monthly commitment start?

Commitment starts the day both parties have signed the contract. Send impressions or scans from any scanner.

Do I have to pay to ship the scanner back?

Yes, it is the office's responsibility to handle and pay for shipping if exiting the program. Please keep the original box. One can be provided for a fee. Denbright will provide guidance and shipping details.

What are the lab prices?

We do not price match, and each lab has its own fee schedule. The lab's fees are set for 2026.

Do Invisalign cases count towards the commitment?

No, only cases sent to Denbright labs count towards the commitment.

Can I still send analog cases?

We encourage you to reach 75% digital submissions in 3 months as a goal. Analog impressions count towards the commitment, but typically, cases have higher prices and turnaround times.

I'm already doing digital dentistry, do I need iTero training?

Training is key to receiving the best restorations from the lab, even if you are experienced with legacy iTero units or other scanners.

Is there a path to owning the scanner?

No, our program is built to have Denbright take on all the risk and capital expenditure.



MODELESS CROWN

Single Posterior, Full Contour Zirconia Crown



ONLY
\$99

Our modeless Zirconia posterior crowns are designed and finished by world-class technicians supported by the best materials, to produce not only esthetically pleasing but also functionally superior restorations!

Value-priced at **\$99 per unit**, our model-free Zirconia posterior crowns are the best choice for your daily restorations.

- Available in the Vita Classic Shades
- Monolithic Zirconia
- 8 -10 days in-lab turnaround time
- Ideal for posterior restorations
- Only digital scans are accepted
- No PVS impressions

Look for this RX on your iTero Lumina scan and make sure you specify **"Denbright Modeless Crown"** in the Notes section as shown below in red

Scan Options:

NIRI Capture:

Notes

Add Note

"Modeless Crown"

You must specify "Modeless Crown" on your iTero "New Scan" notes to get the \$99 pricing.

ABSOLUTEDENTALSERVICES.COM

